



# B612 Cat Planet™

IoT Smart Cat Exercise Wheel





## CONTENTS

---

### **B612 Cat Planet™**

What is "B612 Cat Planet™"?	3
Feature	5
Specification	15

### **How to Install a B612 Cat Planet™**

General Description	16
Installing the appliance	17
First, start like this.	18
App Installation and Sync	19

<b>Safety caution</b>	21
-----------------------	----

<b>Maintenance</b>	22
--------------------	----

### **"the Little Cat" in the world**


Certifications	23
News & Article	24

# What is "B612 Cat Planet™"?

## Smart fitness training wheel for cats

With "The Little Cat" app, you can manage LED color and exercise speed, and view cat body mass management, exercise and calorie consumption.

"The Little Cat" app helps you systematically manage your cat's health.



### Easy to use

You can easily check the cat exercise data with the app.



### Data accumulation

All your cat's exercise data is stored daily.



### Exercise measurement

You can check the calorie consumption according to the amount of exercise.



### LED light control

You can adjust the LED light color and light position with the app.



### Cat information

Name, Birthday, BCS(Body Condition Score)



### Bluetooth Connection

Bluetooth Connectivity to Measure and Adjust Data Value

## Features 01

# Built-in LED Light System

LED light control / Cat BCS management  
Exercise distance, Calorie consumption check

Check your cat's health conveniently with the app.  
You can control the color of the LED and the position of the LED light with the app.  
You can also check the daily/weekly/monthly cat's exercise and calorie consumption.

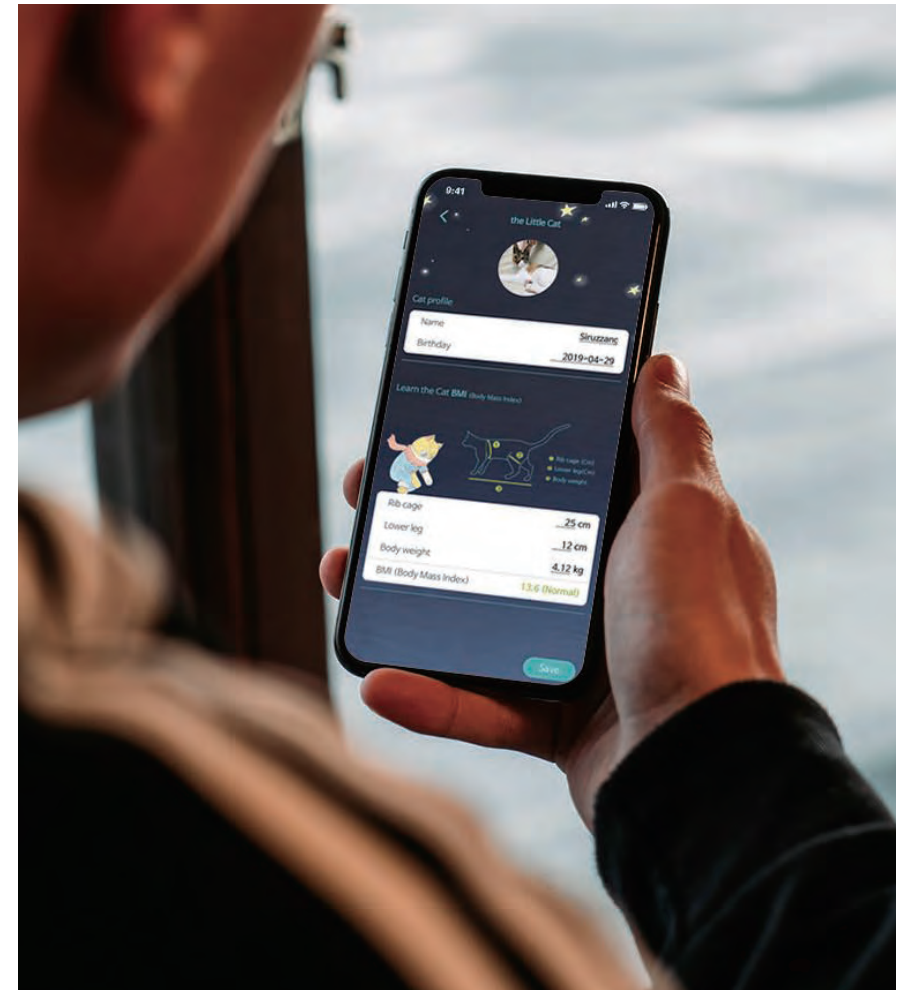


### B612 Cat Planet™ patented

The LED built into the **B612 Cat Planet™** modifies the position of the LED light based on the speed at which the wheels are rotating.



LED on B612 Cat Planet™



※ This product uses a magnetic connection charging method. So if a cat uses a wheel while charging, the charging cable will be removed safely.

## Features 02

# It's a big wheel size that even fat cats can use

It's a large enough exercise wheel  
so that it doesn't strain the back of a cat's waist.

If the cat's wheel is too small, it can damage the back of the cat, such as a herniated disc, scoliosis, etc.

Running is important, but running with the correct posture on a wide cat exercise wheel is the key.




## Features 03


# Use of Strong durability & high-quality nylon carpet

Use a semi-permanent 3 layers carpet  
without worrying about environmental hormones.

### the Little Cat inner mats



- Soft-feeling / loop & Cutting type
- A very durable nylon carpet
- Use of materials harmless to the human & cats
- Washable



Layer	Material	Usage
Skin	Nylon	Very durable fiber also used as a toothbrush material
Laminating	PE Film	Harmless substances used in kitchen utensils, etc.
Backing	PET N.W.F	Eco-friendly material with PET fiber used as a car's internal material

## Features 04

# Design with safety and health in mind




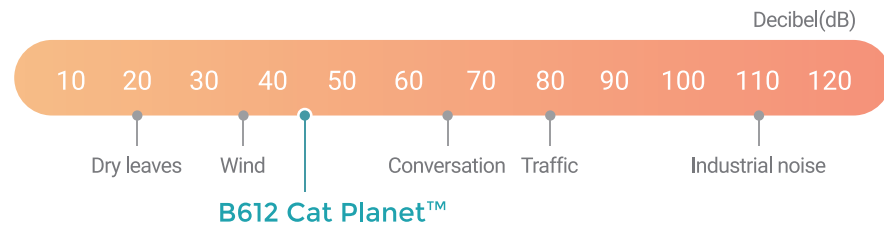
Other company's products have a gap between the wheel-stand and the wheel because the wheel is mounted inside the wheel-stand. Therefore, accidents occur where the feet, tail, and fur get caught in the gap. The B612 Cat Planet™ can't cause accidents because the wheel covers the wheel-stand.



## Features 05


# We've minimized wheel noise.

You don't have to worry about wheel noise and floor noise in the middle of the night.



### Use of Noise-Free Bearing


Use of the highest quality bearings to minimize noise



### Noise Absorption Carpet

For cats only, an additional nylon 3 layer noise absorption carpet is provided.

1,200mm(W) \* 800mm(H)



Layer	Material	Usage
Skin	Nylon	Very durable fiber also used as a toothbrush material
Laminating	PE Film	Harmless substances used in kitchen utensils, etc.
Backing	PET N.W.F	Eco-friendly material with PET fiber used as a car's internal material
Anti-Slip Coating	Silicone	Non-toxic car-free silicone



## Features 06

# Color that goes everywhere



## Color & Material

### Body




Black




White


### Cover



24K Gold Plated



Matte Black



Matte White

## Model



Black Wheel + 24K Gold Plated Cover



Black Wheel + Matte Black Cover




White Wheel + 24K Gold Plated Cover



White Wheel + Matte White Cover



# Specification



<b>Model Name</b>	B612 Cat Planet™ (Smart IoT Cat Exercise Wheel)
<b>Product Size</b>	1.23m x 0.31 x 1.3m / 1.34m x 0.41m(Box)
<b>Product Weight</b>	Net Weight 30kg / Gross Weight 40kg
<b>Main Material</b>	Wheel(ABS+Silicon) Wheel Stand(ABS+Al) Inner Carpet(PA +PE+PET) Floor Carpet(PA+PE+PET+Silicon)
<b>Spin speed</b>	72rpm, 15km/h
<b>LED</b>	Full Color
<b>Power</b>	5V, Wired magnetic adapter(ver.1.0)
<b>Communication</b>	Bluetooth
<b>Control</b>	'the Little Cat' App(Android, IOS)
<b>Warranty</b>	12 months

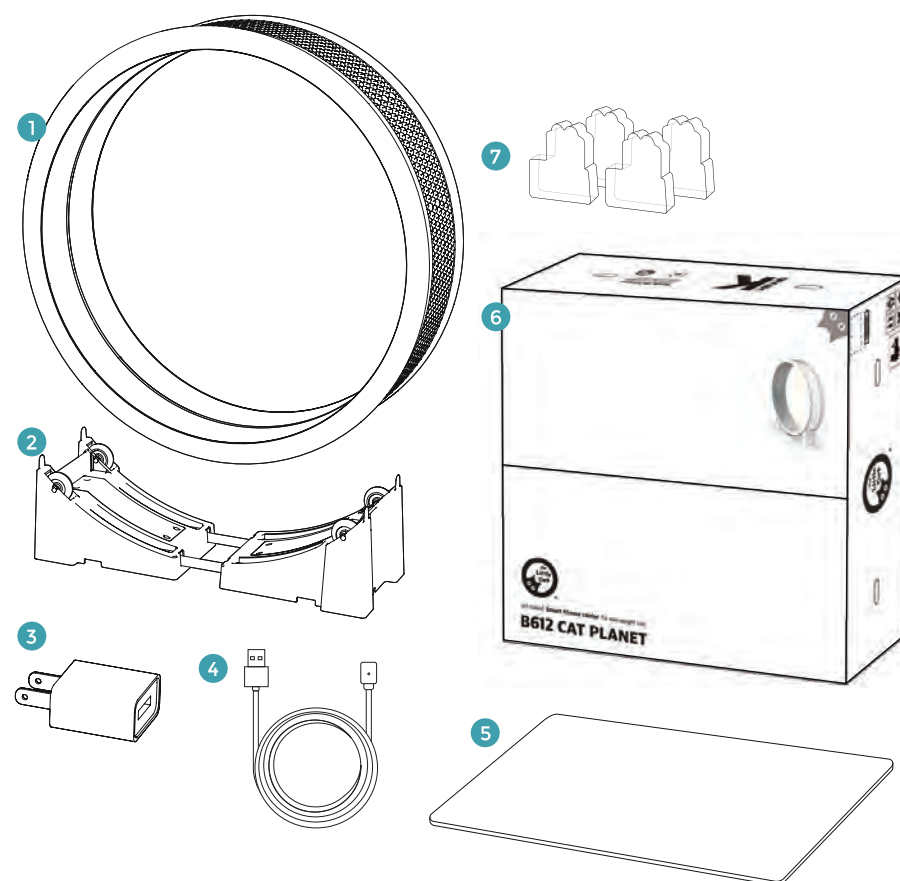
# How to Install a B612 Cat Planet™

## 1. General Description

- This appliance is a cat wheel which can record and manage the exercise information of the pet through smartphone app with the IoT-based remote exercise motivating system.

## 2. Product Components

- Prior to installation, Please make sure all the below components are in the package.



1. Main Wheel
2. Wheel Stand
3. Power Adapter
4. Magnetic Charging Cable
5. Floor Mat
6. Packaging Box
7. Sponge to prevent pinching of fingers

### 3. Installing the appliance



1 Place the floor mat evenly on the level surface.



2 Place the wheel-stand on the floor mat.



3 Carefully place the main wheel on the wheel-stand. Make sure each dent on the main wheel exactly matches the wheel-stand.



4 Check the LED lights are properly lit when the cat wheel rotates.



- Move the LED light on your smartphone app to attract your cat and make them to naturally ride on the cat wheel.
- As the cat spins the wheel, the "traveled distance & B612 Planet rotation & burnt calories number" on the app main screen increases accordingly.

### 4. First, start like this.



1 Open the charging silicon pad cover.




2 Press the silicon part under the charge button (reset button, invisible)



3 Check the LED light turns on.



4 Close the charging silicon pad cover.




## If the reset button doesn't work?



Open the packing slightly and press the button!

Doesn't it work well? Send mail to [thelittlecat@thelittlecat.kr](mailto:thelittlecat@thelittlecat.kr)


## 5. App Installation and Sync



Search 'the Little Cat' app or scan the enclosed QR code in our paper manual to download the app.



Turn on the Bluetooth on your smartphone and sync your B612-Planet Cat Wheel with your device. (\*Keep a close distance during Bluetooth synchronization.)



Main Screen



Cat Information

### Main Screen

There are LED and Bluetooth settings options at the top.

The bottom part shows the distance the cat ran today, the number of turns on the wheels, and the calories consumed.

Move the point in the center of the image on the cat's wheel.

### Cat Information

Open the app and put in your cat's picture, name, birthday, weigh, chest circumferenc and rear leg thickness. This will allow to easure the BCS (Body Condition Score) of our cat.



LED Setting



Exercise Tracking

### LED Setting

You can check the current LED battery status.


You can use the default colors or customize the colors in the color wheel.

You can also set the LED auto-off time

### Exercise Tracking

This app tracks your cat's momentum based on the number of turns.

Exercise data is recorded daily, weekly and monthly.



Download  
the Little Cat from  
the Google  
App Store!

# Safety caution

## Installation

- Install your appliance on level and hard floor that can support its weight. Uneven surface may cause vibrations, noise, or malfunction of the appliance.
- Do not install this appliance near a heater, inflammable material.
- Do not install this appliance in a humid or location exposed to direct water. This may cause electric shock or fire.
- Please protect the charging cable/charging port's silicone lid from being chewed or damaged by pet. this may cause electric shock.

## Cleaning

- Do not use benzene, thinner or alcohol to clean the appliance. This may result in discoloration, deformation, damage, electric shock or fire.
- Before cleaning or performing maintenance, unplug the charging cable from the power supply. This may cause electric shock or fire.

## Using

- For cats only. Do not ride on the wheel except for cats. This may cause injury or malfunction (Please take extra caution to prevent children from riding this appliance)
- Please be cautious of pet's leg getting stuck with the appliance.
- Please be cautious of children's hand getting stuck in between the main wheel and wheel-stand. This may cause damage and malfunction.
- Do not strike, pull or shake the appliance with excessive force. This may cause injury or malfunction of the appliance.
- Do not place an object on or under the appliance. This may cause malfunction, damage or transform of the appliance.
- This may cause injury, malfunction, electric shock or fire, and will not be able to receive a further customer service.

*If the appliance is not operating properly or damaged, stop using the appliance and contact the customer service.*

## Customer Service Policy

- Within the 12 months after the purchase, a repair or replace of the product at no-charge is guaranteed.

# Maintenance

## Maintenance Instruction

- If the spin noise occurs, apply an oil on the rail part of the cat wheel.
- When the inner mat is polluted, separate from the product and dry clean the mat. (Be careful of the possible shrink)
- Please natural dry the mat under the shade and do not use warm air to dry the mat.
- When the inner mat is separated, do not remove the protective logo sticker. If the protective sticker is harmed, further service for the product cannot be guaranteed.

## Maintenance Checklist

- Please check the following list before contacting the customer support.

<input type="checkbox"/>	Issue	Solution
<input type="checkbox"/>	LED light doesn't turn on	<ol style="list-style-type: none"><li>1. Check the battery status on LED setting screen on the app and charge the battery by opening the silicone packing where the light comes out.</li><li>2. Check if the Auto-off is on.</li></ol>
<input type="checkbox"/>	LED color doesn't change	<ol style="list-style-type: none"><li>1. Check if 'the Little Cat' app is synced through Bluetooth. If its not, turn the Bluetooth on and sync with cat wheel.</li><li>2. Follow the "Install and Sync App" section of "How to Install B612 Cat Planet™" within the manual and if that still doesn't work, contact customer service.</li></ol>
<input type="checkbox"/>	Smartphone App doesn't work	<ol style="list-style-type: none"><li>1. Check if the device is compatible with the app. (recommended OS iPhone/Android)</li><li>2. Check if the app is updated to the latest version.</li><li>3. Delete completely and reinstall the app.</li></ol>
<input type="checkbox"/>	Smartphone app cannot recognize the cat wheel	<ol style="list-style-type: none"><li>1. Check if the Bluetooth on your device is functioning.</li><li>2. The Bluetooth sync might have been lost. Press the Bluetooth button on the right-upper corner on the main screen of the app, and re-sync it.</li></ol>
<input type="checkbox"/>	Cat wheel doesn't spin	<ol style="list-style-type: none"><li>1. Verify that the main wheel is correctly installed in the wheel-stand</li><li>2. Check for other objects between the main wheel and the wheel-stand.</li></ol>

## “the Little Cat” In the world

# World-renowned Cat exercise wheel B612 Cat Planet™



**BRAND K**

**Korea national brand 'BRAND K'**

'Brand K' is a certificate given to products with excellent quality, design, and new ideas in Korea.

**the Little Cat Co., Ltd. is a "brand K" certification company.**

President of the Republic of Korea **문재인**

**BRAND K POP SHOW**

Brand K is a government-certified label of consumer products ranging from cosmetics to home appliances.

### the Little Cat Certification



For Cat Diet  
Cath health care  
Weight balance

## News & Article

Since 2019




High-Tech Cat Treadmill Is Designed to Get Lazy Kitties to Exercise  
- MY MODERN MET



Smart pet treadmill might get fat cats up and running  
- NEW ATLAS

Korean Company Unveils A Smart Treadmill For Cats - wonderful engineering



**People**

For \$1,800 You Can Get a Cat Treadmill Designed to Entice Your Feline to Exercise



Jan 09, 2019




**engadget**

Fat shame your cat with this smart treadmill


Jan 08, 2019




**designboom®**

app-controlled cat treadmill promises to help fat felines lose their holiday weight

Jan 11, 2019





**If, Cat Owner come at four  
o'clock in the afternoon,  
A cat shall begin to be happy at  
three o'clock.**

(If, you come at four o'clock in the afternoon,  
then at three o'clock, I shall begin to be happy)

- Antoine de Saint Exupery The Little Prince(1943), p52 -



**Head Office** Douzone BI center, 130, Beodeul 1-1gil, Namsan-myeon, Chuncheon-si, Gangwon-do

**R&D Center** D1, 5F, IoT Innovation Center, Startup Campus, 20, Pangyo-ro 289beongil, Bundang-gu, Seongnam-si, Gyeonggi-do, Rep. of Korea

Tel. +82-70-4250-2916 / Fax. +82-504-288-2916 / E-mail. [thelittlecat@thelittlecat.kr](mailto:thelittlecat@thelittlecat.kr)

[www.thelittlecat.kr](http://www.thelittlecat.kr)